



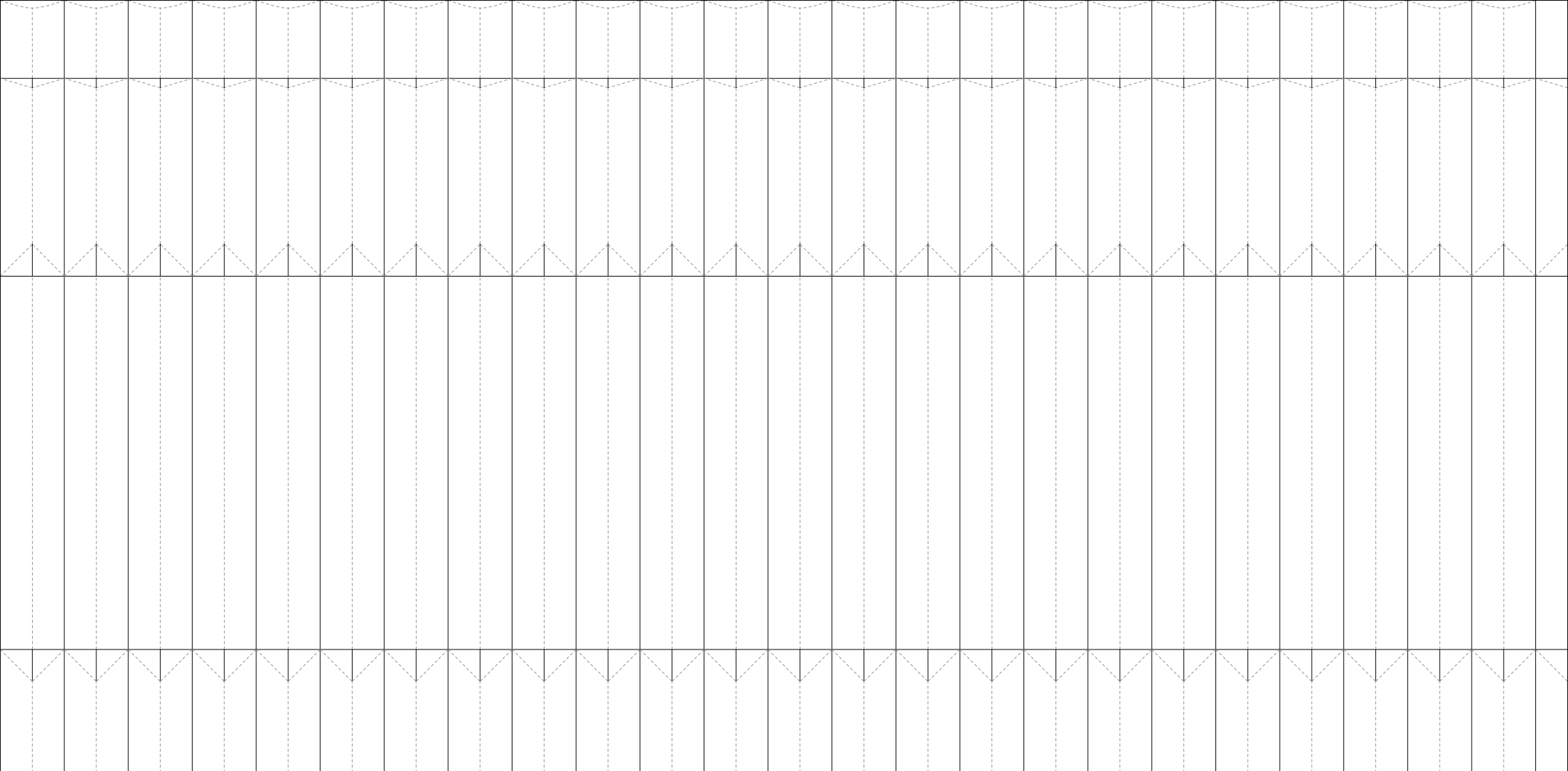
Wallpaper*

EcoEdit

If you want to keep up to speed with all that's new and nifty at Salone del Mobile, log onto www.wallpaper.com and visit the Wallpaper* Global EcoEdit exhibition:

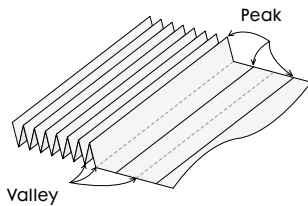
- Wallpaper's first ever online curated gallery showcasing the best-looking eco-friendly design, architecture and fashion from around the world
- Daily news reports from the world's biggest furniture fair
- The latest trends, identified and thoroughly investigated
- Unique collaborations with leading designers, including Studio Job, Jaime Hayon, Pierre Paulin, Autoban and Peter Marigold
- Daily weblogs from the Wallpaper* team
- An exclusive and indispensable guide to Milan's shopping

At www.wallpaper.com

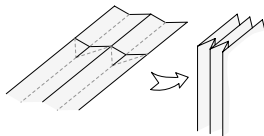


You can recycle this flyer by turning it into an origami lamp inspired by the new 'Pillar' light by Marcel Wanders and designed by the world's leading origamist Robert J Lang.

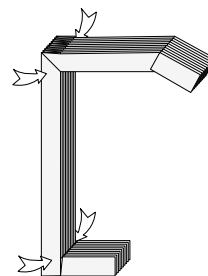
1. Cut out the strip, above, along the line marked with scissors.
2. Pleat the paper into a fan, below, folding vertical solid lines into peaks and dashed lines into valleys.



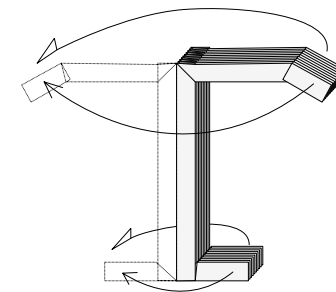
3. Stretch the pleats apart. Fold along the three horizontal creases, below, then push the pleats back into shape, making the solid and dashed lines into peaks and valleys, respectively.




4. Press all of the folded pleats together, below.



5. Stretch the top and bottom pleats into a circle, below. Tape or glue the overlapping ends together to form the lamp.



6. The finished lamp.



The Marcel Wanders origami lamp from Wallpaper*